

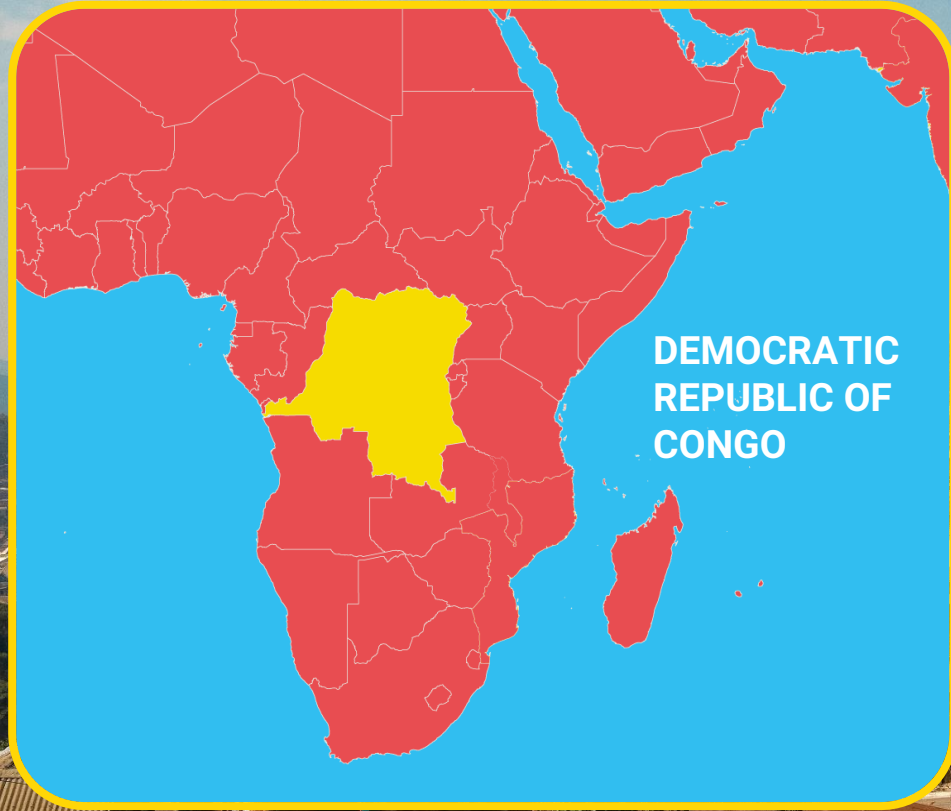
**Rosalie's
Story**
**Democratic
Republic of Congo**

**Primary (F-2)
Case Study and
Activities**





This is Rosalie's story.



Rosalie lives with her husband and seven children in the Democratic Republic of Congo.



Rosalie had a tough childhood. Her family didn't have much money to pay for food, clothing and school fees.



When Rosalie was just 15 years old, she was made to join the army. She worked in the army for many years.



But she wanted a new life.



After leaving the army, Rosalie found it hard to feel part of her community and earn enough money to provide food for her children.



But she was determined to turn her life around and set a new path for herself and her family.



With the help of Caritas, Rosalie learned new business skills, and how to work with others. She then made a plan to start her own small business.



Rosalie joined a community group that helped her with a loan to start her business.



Now, Rosalie has her own shop!



She sells shoes.



She also sells natural remedies.



She hopes to sell ice cream too!



“I can eat, dress, maintain my health and help others. My children study and manage to eat twice a day.”

Rosalie





Rosalie is now a leader and role model for women and others in her community.

“I have learnt to work hand-in-hand with other members of the community. Really, there is more joy in sharing with others.”

Rosalie





Rosalie is working hard to help her family and her community, creating lasting change for all future generations.

ROSALIE'S STORY

LEARNING TASKS



Read **Rosalie's Story**.

1. What made life hard when Rosalie was a child?
2. What does Rosalie sell at her shop?
3. How does the shop help Rosalie and her family?
4. How did Caritas Australia help?

Curriculum links: English, Geography

PRAYER

Write a prayer for Rosalie and her community using the **Prayer Worksheet**

TASK 1: Country Study

Can you find the Democratic Republic of Congo (DRC) on a world map? Using the world map provided and either Google maps or an old-fashioned atlas, locate DRC. Colour this country in and label it.

Extension: Which region of the world is the DRC in: Africa, Europe, Asia, Oceania, North America or South America? Find out some facts about DRC, e.g. how many people live there?

Curriculum link: Geography

Rosalie poses for a photograph near her home in Bukavu, eastern Democratic Republic of Congo. Photo: Arlette Bashizi

ROSALIE'S STORY

LEARNING TASKS



TASK 2: Wonder

Look again at the photos in Rosalie's Story. Choose 3 photos you really like.

- What do you see?
- What do you think is going on?
- What does this photo make you wonder about?
- **Curriculum links:** English, Geography

TASK 3: Rights of the Child

Rosalie was just a child when she was made to work in the army.

In 1989, world leaders in the United Nations General Assembly adopted the [Convention on the Rights of the Child](#). This commitment has helped transform the lives of children all over the world. Introduce students to the Convention with the [UN's simplified version](#), along with our **The Rights of the Child Worksheet**

Curriculum link: Health and Physical Education

TASK 4: A Day in the Life

Watch [Rosalie's 'Day in the Life' film](#).

- Is there anything in Rosalie's day that surprised you?
- Which things in Rosalie's day are similar to things you do in your day?
- Which things are different?

Imagine you are visiting Rosalie and tagging along as she goes about her day. Which activities might you enjoy doing with Rosalie? Why?

Curriculum links: English, Geography, Health and Physical Education

TASK 5: Pre-Loved Goods

a. I Can Help Others Too!

Rosalie was able to start up her own business with a loan of money she borrowed from her local community group. Now, not only does she have her own shoe shop, Rosalie is also the leader of the group able to help other women to save money and set up their own businesses. Think about what you are learning at school that can help you help others. Complete the **I Can Help Others Too! Worksheet**.

b. Shoe Shop

Rosalie earns a living selling shoes. (One day, she would also like to sell ice cream!)

How many pairs of shoes do you have? What about other members of your family or household? Who has the most pairs? Who has the least? Whose shoes are the biggest? Whose are the smallest? Make a graph to show this.

Draw a picture of your favourite shoes. Make a shop-like window display of all the class drawings.

You can include information about how donations have big impact.

\$6 can provide soap and a tippy tap to protect communities against COVID-19 in the Democratic Republic of Congo.

\$25 can help a family to establish a vegetable garden to feed their family in the Democratic Republic of Congo.

Curriculum links: English, Science and Geography, Health and Physical Education, Visual Arts

ROSALIE'S STORY

LEARNING TASKS



TASK 6: Peace Time

a. Looks Like, Sounds Like, Feels Like: Peace

Use a Y chart to explore peace. Then discuss students' ideas about what peace means: how it looks, sounds and feels. Revisit Rosalie's story. What helped to make her life more peaceful?

b. Handprint Peace Dove

The dove is a common symbol of peace and hope (see, for example, [the story of Noah in Genesis 8](#), and [Picasso's Dove \(1949\)](#) that helped it become a symbol of the peace movement after World War II).

Make your own flock of peace doves! Follow these [instructions](#).

Curriculum links: English, Visual Arts, Religious Education, Health and Physical Education

TASK 7: CST Link

Think about the CST principle of Solidarity. Ask students:

- What does it mean to stand in solidarity with others? (Refer to the [CST Toolkit](#) for ideas.)
- How could you stand in solidarity with Rosalie and others (especially children) whose rights and freedoms have been denied?

TASK 8: RE Link

What is compassion? The word compassion comes from another, older word *compati*, which means 'to suffer with'. To have compassion is to see and sense another's pain, suffering or struggle and walk alongside them through the experience. Whether we do this literally, or in some less direct way (for example, by donating to Project Compassion), compassion moves us to action.

It is challenging to be compassionate when our hearts are hard, or when we are so focused on ourselves that we don't even notice other people's feelings, needs or wants. But God can help us as God helped the people of Israel: "A new heart I will give you, and a new spirit I will put within you; and I will take out of your flesh the heart of stone and give you a heart of flesh" ([Ezekial 36:26](#)).

After a moment of quiet, finish with this prayer:

God of peace,
you invite us all into a life of freedom,
community and belonging.
We pray for Rosalie and her family
and others in the DRC and around the world
whose futures feel uncertain
because of conflict and poverty.
Bring your peace,
keep them safe,
soften our hearts to help with compassion:
for all future generations.
Amen.

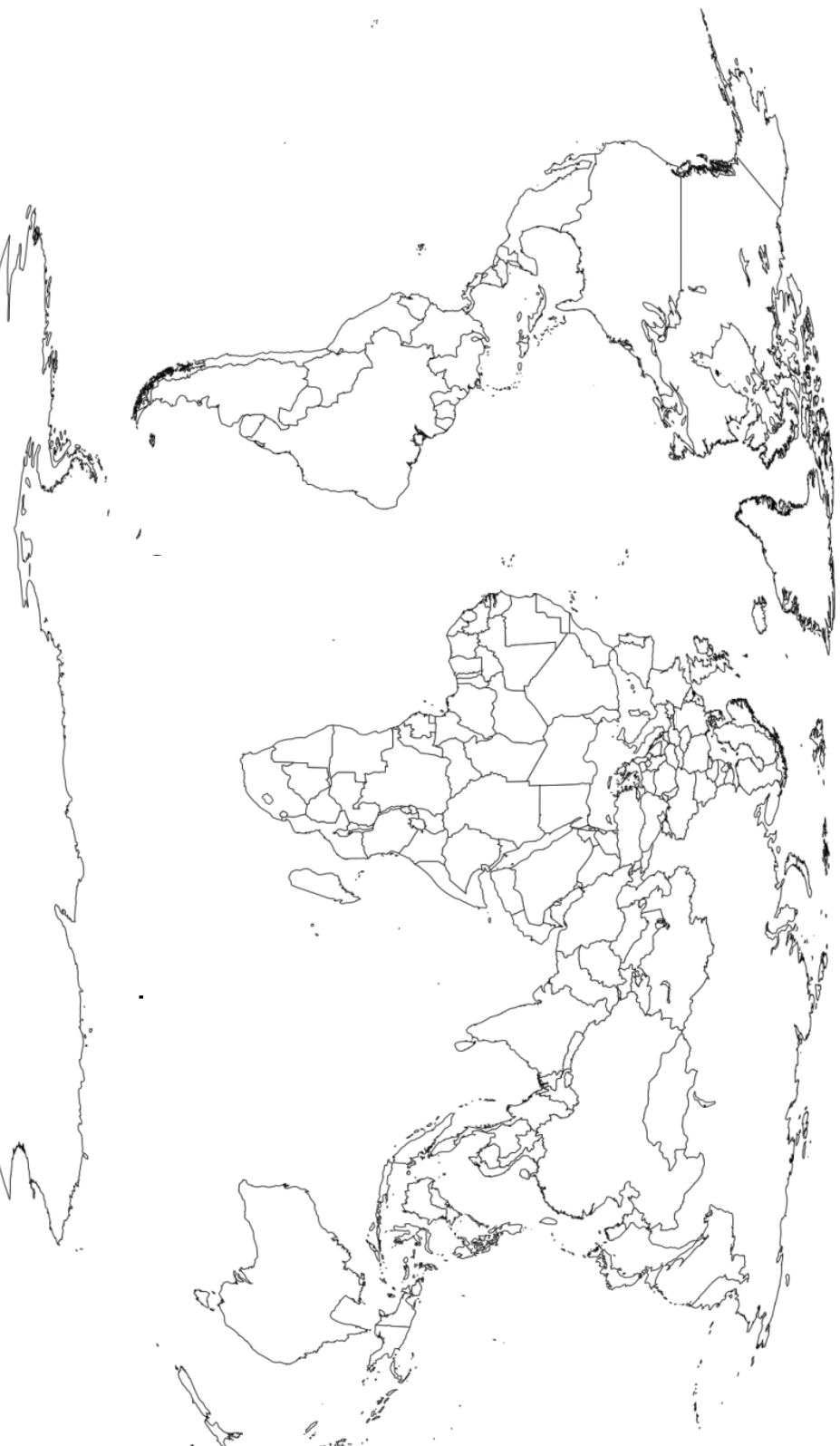
Name: _____



My Prayer for Rosalie

Write a prayer for Rosalie and her community in the Democratic Republic of Congo.

World Map









© 2009 www.free-world-maps.com

Name: _____

Every child has rights!

World leaders agreed that every child has rights. Rights are what we need to live a full life. We have included some rights below. Colour in the pictures for each right.

 A line drawing of a nurse's head and shoulders. She has a cross on her forehead and is smiling.	<p>Right 24(a) You have the right to the best health care.</p>	 A line drawing of a child sitting and reading a book.	<p>Right 28 You have the right to a good quality education.</p>
 A line drawing of a child drinking from a glass.	<p>Right 24(b) You have the right to safe water to drink.</p>	 A line drawing of three children of different ethnicities talking to each other.	<p>Right 30 You have the right to enjoy your own culture, language and religion.</p>
 A line drawing of a simple house with a chimney and a thought bubble above it.	<p>Right 27 You have the right to food, clothing and a safe place to live.</p>	 A line drawing of a child performing a handstand and another child lying on the ground.	<p>Right 31 You have the right to play and rest.</p>

In the box, draw a picture that shows some of your rights.

How is Caritas Australia upholding the rights of children around the world?

Name: _____

LEARNING TASK: Worksheet


I Can Help People Too!

Rosalie is helping others in her local community by sharing the things she has learnt about saving money and running a business. What are you learning at school that will help you help others? Finish the sentences below.

At school, I am learning to _____

This will help me help others by _____

Draw a picture of yourself helping others.



THANK YOU

PHOTO CREDITS

Rosalie's Story (Democratic Republic of Congo) – Arlette Bashizi

PRIMARY STUDENTS

Learning about people not having what they need to live a healthy and safe life can be hard. If you are feeling worried or upset about anything you have learnt about through this resource, make sure you talk to your teacher or a trusted adult. They can share your concerns via our [website](#).

Do you have an idea for how Caritas Australia can improve our school resources? We would love to hear it! Please email education@caritas.org.au

TEACHERS

For more school resources, please visit: caritas.org.au/resources/school-resources/

Stay up to date with events and resources! Subscribe to [Caritas Australia's Education e-newsletter](#)



Caritas Australia gratefully acknowledges the support of the Australian Government through the Australian NGO Cooperation Program and the Australian Humanitarian Partnership.