



Memory's Story (Malawi)

Primary (F-2)
Case Study with
Learning Activities



TEACHER INFORMATION

The learning tasks follow the 'See, Judge, Act' learning inquiry cycle used in Caritas Australia's education resources. This reflection–action process was first used by a Belgian Catholic priest, Joseph Cardijn (who later became a Cardinal) with Young Christian Workers prior to the first World War. This approach was also recommended in the 1961 encyclical letter written by Pope John XXIII called Mater et Magistra (Mother and Teacher).

See: A story with comprehension questions, activities and a country study

Judge: A Catholic worldview, reflecting on what they have learnt in light of the Catholic faith.

Act: Faith in action, including prayer.



Case Study



See



Judge



Act

Learning Intentions

Students will be able to:

- explain Memory's story
- explain how Caritas Australia and CADECOM have been able to support Memory and her family
- describe the personal impacts of the program on Memory and her family
- locate Malawi on a world map

Success Criteria

Students will be able to demonstrate their understanding by:

- completing comprehension tasks
- connecting Memory's story to Catholic Social Teachings (CST)
- organising and/or reflecting ways to support people like Memory and/or the work of Caritas Australia.

MEMORY'S STORY (MALAWI)

SEE



Read Memory's Story (see page 8 – 27 of this document) and watch the ['Day in the Life'](#) film.

TASK 1: CLASS DISCUSSION

- What made life hard for Memory?
- How has Memory improved her life and that of her family and community?
- How did Caritas Australia help?
- How is Memory supporting (or planning to support) future generations?
- How will you share Memory's story with others?

Curriculum links: English, HASS

TASK 2: PHOTO STUDY

As a class, view the photos in Memory's Photo Storybook.

Ask students:

- What do the photos show you about Memory's life?
- Which photo do you like the best? Why?
- What questions would you like to ask Memory?
- What do you want to learn more about?

Curriculum links: English, HASS

Memory stands in a workshop at the technical college where she completed her three-year carpentry course.

Photo: Tim Lam/Caritas Australia

MEMORY'S STORY – LEARNING ACTIVITIES

SEE continued



TASK 3: COUNTRY STUDY

Can you find Malawi on a world map? Using the world map provided on [page 26](#) and either Google maps or an old-fashioned atlas, locate Malawi. Colour this country in and label it.

Extension Activity: Which region of the world is Malawi in: Africa, Europe, Asia, Oceania, North America or South America? What direction is the Malawi from where you live? What time is it in Malawi?

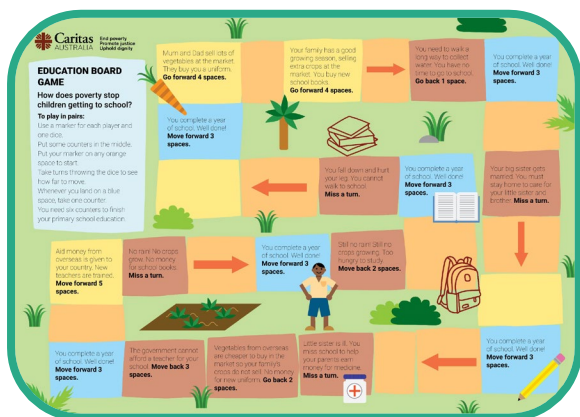
Curriculum link: Geography

TASK 4: EDUCATION BOARD GAME

Explore how poverty can stop some children from going to school with this simple board game.

Materials needed: printed copies of the board game ([page 27](#)), markers for each student and a 6-sided die.

Curriculum Links: HASS, Health and Physical Education



TASK 5: INTEGRATED COMMUNITY DEVELOPMENT

The A+ program in Malawi is very special. It has helped over 7,000 families so far! There are lots of activities that support communities to live well such as:

- irrigation farming (using less water to grow more food!)
- raising goats
- water pumps to provide clean water
- toilets
- tippy-taps to wash hands.

Integrated community development programs such as these build resilience, strengthening a community's ability to get through hard times such as a drought.

Using the Community Development worksheet ([page 28](#)) students match different community development activities to the numbers.

Curriculum Links: HASS

Community Development

The A+ program in Malawi is very special. It has helped over 7,000 families so far! Can you match the following activities with the numbers in the picture?

• Water pump	• Raised goat house	• Energy-saving stove
• Vertical garden	• Tippy-tap to wash hands	• Dish drying rack

1. _____
2. _____
3. _____
4. _____
5. _____
6. _____

Caritas AUSTRALIA



MEMORY'S STORY

MALAWI

PRIMARY (F-2)

PHOTO STORYBOOK

Photos: Tim Lam/Caritas Australia





What would you like to do when you finish school? Do you have a dream job in mind?

This is Memory's story.



Memory is 26 years old and lives in rural Malawi, far away from big cities or towns.



Memory's parents are farmers and were only able to grow enough food to feed their family.



Many people in Malawi live in poverty. Poverty means not having the things you need for a good life, like money for food, medicine and school.

“Growing up in the village was not easy. Sometimes we need to bathe without soap. Sometimes we need to walk without shoes.”

Memory





As the oldest child in her family, Memory took on many chores to help her parents such as farming, carrying water, cooking and cleaning.



Her parents found it hard to pay for Memory to go to school and Memory often had to walk to school without shoes.

“But I told myself I can’t stop going to school because this is the only way I can get a better life.”

Memory





With the support of Caritas Australia's local partner in Malawi, Memory completed a three-year carpentry course.



She learnt to make doors, furniture, fix roofs and other woodworking skills.



Memory worked really hard and became the first female carpenter from her village!

“In my community, most people think that only men can be carpenters, so I want to prove to my community that women can do it as well.”

Memory





Memory now has a job at a water power company. She gives some of the money she earns to her parents to help support her family.



In the future, Memory wants to build a house for her parents and open her own workshop so she can give other members of her village a job too!



The program has also helped Memory's family and other families in the community.



As members of the village savings group, Memory's parents received a goat.



The community has learnt bee keeping. They sell the honey to buy other things they need and have learnt to take good care of the bees and the environment.



And, the community has learnt new farming skills so they can grow more food to eat and sell.



The money you donate to Project Compassion helps communities like Memory's to have what they need to live a better life.

WORLD MAP



EDUCATION BOARD GAME

How does poverty stop children getting to school?

To play in pairs:

Use a marker for each player and one dice.

Put some counters in the middle.

Put your marker on any orange space to start.

Take turns throwing the dice to see how far to move.

Whenever you land on a blue space, take one counter.

You need six counters to finish your primary school education.

Mum and Dad sell lots of vegetables at the market. They buy you a uniform. **Go forward 4 spaces.**

Your family has a good growing season, selling extra crops at the market. You buy new school books. **Go forward 4 spaces.**

You need to walk a long way to collect water. You have no time to go to school. **Go back 1 space.**

You complete a year of school. Well done! **Move forward 3 spaces.**

You complete a year of school. Well done! **Move forward 3 spaces.**

You fall down and hurt your leg. You cannot walk to school. **Miss a turn.**

You complete a year of school. Well done! **Move forward 3 spaces.**

Your big sister gets married. You must stay home to care for your little sister and brother. **Miss a turn.**

Aid money from overseas is given to your country. New teachers are trained. **Move forward 5 spaces.**

No rain! No crops grow. No money for school books. **Miss a turn.**

You complete a year of school. Well done! **Move forward 3 spaces.**

Still no rain! Still no crops growing. Too hungry to study. **Move back 2 spaces.**

You complete a year of school. Well done! **Move forward 3 spaces.**

The government cannot afford a teacher for your school. **Move back 3 spaces.**

Vegetables from overseas are cheaper to buy in the market so your family's crops do not sell. No money for new uniform. **Go back 2 spaces.**


Little sister is ill. You miss school to help your parents earn money for medicine. **Miss a turn.**

You complete a year of school. Well done! **Move forward 3 spaces.**

Community Development

The A+ program in Malawi is very special. It has helped over 7,000 families so far! Can you match the following activities with the numbers in the picture?

- Water pump
- Raised goat house
- Energy-saving stove
- Vertical garden
- Tippy-tap to wash hands
- Dish drying rack



1. _____
2. _____
3. _____
4. _____
5. _____
6. _____

MEMORY'S STORY – LEARNING ACTIVITIES

JUDGE



TASK 6: CATHOLIC SOCIAL TEACHING LINK – PARTICIPATION

Participation

- People and groups have the right to participate in decisions that affect them.
 - Everyone should be able to work and use the talents God gave them.
- A. How is participation demonstrated in Memory's story?
- B. How is supporting Caritas Australia one way you can participate in making our world for fair?

For more teaching resources on Subsidiarity and Participation refer to our [CST Toolkit](#)

Curriculum link: Religious Education


TASK 7: RE LINK – LEADERSHIP

Discuss how Memory has shown she is a great leader.

Answers could include: she worked hard to make her dream of going to college come true; she has proved that women can become carpenters too; she is a good role model for her sisters and brothers; and she hopes to help her whole community in the future by opening her own workshop so she can give others a job too!

Students list some of Memory's qualities as a leader.

Discuss: What does Scripture say about leaders?



Moses – Read the story of the Burning Bush (Exodus 3:1-20) and focus on the theme: God has to be very convincing in order for Moses to take action. At first, Moses gives excuses as to why he isn't the right person for the job. It took great courage for Moses to approach Pharaoh and boldly passes on the important message: "Let my people go." The Israelites, Moses's people, had been made slaves

by Egypt and Moses was the one chosen to lead them to freedom. When the time came, Moses was willing to step up and lead, and God was with him.

Jesus – One of the most powerful events in the life of Jesus is when he washes his disciples' feet in John 13. When he is finished, he says to them, "You call me teacher and Lord, and you are right, for so I am. If I then, the Lord and teacher, washed your feet, you also ought to wash one another's feet." Jesus isn't just talking about feet. He's talking about servant leadership. Great leaders focus on serving others.

Brainstorm characteristics/qualities/values of a good leader. Discuss how everyone can be a good leader, not just people who have special leadership roles.

Students choose 2 qualities they already have, 2 qualities they would like to improve or strengthen.

Curriculum link: Religious Education, Health and Physical Education

MEMORY'S STORY – LEARNING ACTIVITIES

ACT



TASK 8: PRAYER

Write a prayer for Memory. See worksheet on [page 31](#).

Curriculum Link: Religious Education

Here are some ideas to assist you in writing your prayer:

- Prayer of Thanksgiving: I am thankful that Memory and/or Memory's community in Malawi...
- Prayer of Petition: I ask that Memory and/or Memory's community in Malawi ...
- Prayer of Intercession: I pray that Memory and/or Memory's community in Malawi and/or people like Memory is able to ...

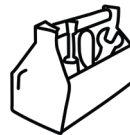
Name:

My Prayer for Memory

caritas.org.au/project-compassion

Name:

My Prayer for Memory



A large rectangular area with a solid top and bottom border and rounded corners. Inside, there are seven horizontal dotted lines for writing, spaced evenly from top to bottom.

THANK YOU



PHOTO CREDITS

Memory's Story (Malawi) – Tim Lam/Caritas Australia

TEACHERS

For more school resources, please visit:

caritas.org.au/resources/school-resources/

Stay up to date with events and resources!

Subscribe to [Caritas Australia's Education e-newsletter](#).

GENERAL ENQUIRIES

education@caritas.org.au



Caritas Australia gratefully acknowledges the support of the Australian Government through the Australian NGO Cooperation Program.

